


Van Zandt County
Monthly Financial & Investment Report
Month Ending October 31, 2020

TO BE RECORDED IN THE NOVEMBER 25, 2020 MINUTES

OF THE COMMISSIONERS' COURT

BY VAN ZANDT COUNTY CLERK.


SUBMITTED THIS THE 23RD DAY OF NOVEMBER 2020




Kenny Edwards, Treasurer

The Van Zandt County Commissioners' Court, having reviewed the Treasurer's Report as presented, having taken reasonable steps to ensure its accuracy, and based upon presentations of the Treasurer's Office, does hereby approve the Report, subject to the independent auditor's review and does further order that it be filed with the official minutes of this meeting. {LGC 114.026(c)}

In addition, the below signatures affirm that the Treasurers' Report complies with statutes as referenced. {LGC 114.026(d)}S



Don Kirkpatrick, Van Zandt County Judge




Brandon Brown

Commissioner Precinct #1



Keith Pearson

Commissioner Precinct #3



Virgil Melton, Jr.

Commissioner Precinct #2

Tim West

Commissioner Precinct #4

DATE 11/22/2020 TIME 14:20

COMBINED STATEMENT OF CASH POSITION FOR OCTOBER

FUND NAME	CHECKING ACCOUNT	CHECKING AMOUNT	TD0A ACCOUNT	TD0A AMOUNT	FUND TOTAL
2021 010 GENERAL FUND	FIN CLEAR AMERICAN CITY JURY	192,109.59	TD0A MBIA	3,275,028.48	3,470,555.07
2021 012 RESERVE FUNDS	FIN CLEAR	3,417.00	TD0A MBIA		
2021 015 SHERIFF CHAPTER 59 FORFEITURE	FIN CLEAR AMERICAN	2,433.02	TD0A MBIA	16,349.37	18,782.39
2021 016 DA FORFEITURE FUND	FIN CLEAR	3,105.42	TD0A MBIA		
	ESCROW #1	1,172.79			
	ESCROW #2	7,451.20			
	ESCROW #3	16,366.85			
	ESCROW #4	23,910.33			
	ESCROW #5	780.08			
	ESCROW #6				
	ESCROW #7				
	ESCROW #8				
	ESCROW #9	29,044.28			
	ESCROW #10				
	ESCROW #11	11,537.60			
	ESCROW #12				
	ESCROW #13				
	ESCROW #14				
	ESCROW #15				
	ESCROW #16	7,196.00			
	ESCROW #17				
	ESCROW #18	52,394.19			
	ESCROW #19				
	ESCROW #20				
	ESCROW #21	2,309.65			
	ESCROW #22				
	ESCROW #23				
	ESCROW #24				
	ESCROW #25				
	ESCROW #26	1,001.24			
	ESCROW #27	2,926.12			
	ESCROW #28	2,713.59			
	ESCROW #29				
	ESCROW #30				
	ESCROW #31				
	ESCROW #32				
	ESCROW #33	9,659.03			
	ESCROW #34				
	ESCROW #35	3,133.19			
	ESCROW #36				
	ESCROW #37				
	ESCROW #38				
	ESCROW #39	1,481.46			
	ESCROW #40				
	ESCROW #41				
	ESCROW #42				
	ESCROW #43				
	ESCROW #44				
	ESCROW #45	.22			

COMBINED STATEMENT OF CASH POSITION FOR OCTOBER

FUND NAME	CHECKING ACCOUNT	CHECKING AMOUNT	TDOA ACCOUNT	TDOA AMOUNT	FUND TOTAL
2021 017 BUILDING SECURITY FUND	FIN CLEAR	3,276.49	TDOA MBIA	20,010.20	23,286.69
	ESCROW #46				
	ESCROW #47				
	ESCROW #48				
	ESCROW #49				
	ESCROW #50				
	ESCROW #51				
	ESCROW #52				
	ESCROW #53				
	ESCROW #54				
	ESCROW #55				
	ESCROW #56				
	ESCROW #57				
	ESCROW #58				
	ESCROW #59				
	ESCROW #60				
	ESCROW #61				
	ESCROW #62				
ESCROW #63					
ESCROW #64					
ESCROW #65					
ESCROW #66					
ESCROW #67					
ESCROW #68					
ESCROW #69					
ESCROW #70					
ESCROW #71					
ESCROW #72					
ESCROW #73					
ESCROW #74					
ESCROW #75					
ESCROW #76					
ESCROW #77					
ESCROW #78					
ESCROW #79					
ESCROW #80					
ESCROW #81					
ESCROW #82					
ESCROW #83					
ESCROW #84					
ESCROW #85					
ESCROW #86					
ESCROW #87					
ESCROW #88					
		640.42			640.42
		782.75			782.75
					182,645.48
2021 018 JUSTICE COURT BLDG SECURITY FUND	FIN CLEAR	2,031.84	TDOA	9,409.46	11,441.30
2021 019 DA FORFEITURE FUND	ESCROW #13				
	ESCROW #14				
	ESCROW #15				
	ESCROW #16				
		1,684.73			1,684.73
2021 021 ROAD & BRIDGE - PCT. 1	FIN CLEAR	57,126.23	TDOA	355,400.01	

FUND NAME	CHECKING ACCOUNT	CHECKING AMOUNT	TDOA ACCOUNT	TDOA AMOUNT	FUND TOTAL
2021 022 ROAD & BRIDGE - PCT. 2	FIN CLEAR	51,568.34	TDOA MBIA	443,924.08	827,761.16
2021 023 ROAD & BRIDGE - PCT. 3	FIN CLEAR	51,743.32	TDOA MBIA	658,021.56	709,764.88
2021 024 ROAD & BRIDGE - PCT. 4	FIN CLEAR	104,019.07	TDOA MBIA	346,727.17	450,746.32
2021 026 ROAD & BRIDGE - GEN	FIN CLEAR	5,730.76	TDOA MBIA	1,021.42	6,752.18
2021 035 VICTIM COORDINATOR GRANT	FIN CLEAR	3,759.60-	TDOA MBIA		3,759.60-
2021 036 DA FORFEITURE FUND II	FIN CLEAR	10,592.41	TDOA MBIA	12,224.41	22,816.82
2021 037 CONSTABLE PCT #4 SEIZURE	FIN CLEAR	760.89	TDOA MBIA	5,882.45	6,643.34
2021 040 COUNTY LAW LIBRARY FUND	FIN CLEAR	2,035.61	TDOA MBIA	70,719.32	72,754.93
2021 042 COUNTY FREE LIBRARY	FIN CLEAR	22,079.07	TDOA MBIA		22,079.07
2021 047 DIGITIZE RECORDS	FIN CLEAR	6,244.13	TDOA MBIA	92,936.45	99,180.58
2021 048 SUPPLEMENTAL GUARDIANSHIP	FIN CLEAR	1,018.22	TDOA	34,455.12	35,473.34
2021 049 COUNTY CHILD ABUSE PREVENTION	FIN CLEAR	2,374.09	TDOA	8,282.90	10,656.99
2021 050 COURT RELATED PROGRAMS	FIN CLEAR	2,050.06	TDOA MBIA	.03	2,050.09
2021 052 COUNTY & DISTRICT TECH FUND	FIN CLEAR	963.31	TDOA MBIA	4,989.38	5,952.69
2021 053 CAPITALCREDITSECONOMICDEVELOP	FIN CLEAR	37,781.18	TDOA	311,513.91	349,295.09
2021 054 DISTRICT CLERK TECHNOLOGY FUND	FIN CLEAR	4,201.24	TDOA	30,034.58	34,235.82
2021 055 CHAPTER 19	FIN CLEAR		TDOA MBIA		
2021 056 COUNTY RECORDS FUND	FIN CLEAR	4,197.45	TDOA MBIA	145,081.48	149,278.93
2021 057 COUNTY CLERK RECORDS FUND	FIN CLEAR	23,163.36	TDOA MBIA	226,889.86	250,053.22
2021 058 DISTRICT CLERK RECORDS FUND	FIN CLEAR	2,999.83	TDOA	9,432.45	12,432.28

DATE 11/22/2020 TIME 14:20

COMBINED STATEMENT OF CASH POSITION FOR OCTOBER

FUND NAME	CHECKING ACCOUNT	CHECKING AMOUNT	TDOA ACCOUNT	TDOA AMOUNT	FUND TOTAL
2021 059 COUNTY CLERK ARCHIVE	FIN CLEAR	28,117.91	TDOA	446,683.38	474,801.29
2021 070 PERMANENT IMPROVEMENT FUND	FIN CLEAR	9,511.59-	TDOA MBIA	9,511.59	
2021 075 RIGHT-OF-WAY FUND	FIN CLEAR		TDOA MBIA		
2021 084 TAX ANTICIPATION NOTES	FIN CLEAR		TDOA MBIA		
2021 085 DEBT SERVICE FUND	DEBT CL	76,040.50	TDOA MBIA	376,024.86	452,065.50
2021 087 VZC INDIGENT HEALTH PROGRAM	FIN CLEAR	17,677.54	TDOA MBIA	104,192.06	121,869.60
2021 088 SOIL CONSERVATION DIST FUND	FIN CLEAR	169,739.56-	TDOA MBIA	69,350.37	100,389.19-
2021 090 APPELLATE JUSTICE SYSTEM FUND	FIN CLEAR	420.35	TDOA MBIA		420.35
2021 095 PAYROLL CLEARING ACCOUNT	PAYCLEAR	194,039.82	MBIA		194,039.82
2021 096 GEN FIXED ASSETS ACCOUNT GRP			MBIA		
2021 097 LONG TERM DEBT GROUP			MBIA		
2021 131 VAN ZANDT COUNTY JAIL	FIN CLEAR	13,754.89	TDOA MBIA	553,500.00	567,254.89
2021 132 VAN ZANDT COUNTY SHERIFF DEPT	FIN CLEAR	7,882.21	TDOA MBIA	377,000.00	384,882.21
2021 145 SOLID WASTE GRANT	FIN CLEAR				
2021 147 2020 HAVA CARES ACT	FIN CLEAR	24,709.58	TDOA MBIA	15,028.24	39,737.82
2021 400 FRUITVALE 2011 TXCDBG	710056WATER				
2021 401 BENWHEEERWSC	71348911131115				
2021 402 LITTLEHOPEMOOREWSC	7130260813				
2021 540 PRETRIAL SUPERVISION	FIN CLEAR	4,676.49	TDOA	125,595.61	130,272.10
2021 541 COMMUNITY SUP & CORRECTIONS	FIN CLEAR	4,428.96	TDOA MBIA	335,500.35	339,929.31
2021 542 ADULT PROBATION CIVIL	FIN CLEAR	7,626.60	TDOA MBIA	51,139.17 311,222.30	369,988.07
2021 543 HIGH RISK SUBSTANCE ABUSE	-CFIN CLEAR	3,713.26	TDOA MBIA		3,713.26

FUND NAME	CHECKING ACCOUNT	CHECKING AMOUNT	TDOA ACCOUNT	TDOA AMOUNT	FUND TOTAL
2021 544 HIGH RISK SEX OFFENDER -CCP	FIN CLEAR	2,332.87	TDOA		2,332.87
2021 545 GRANT C COMMIT REDUCTION PROFIN	CLEAR	308.56	TDOA		308.56
2021 546 JUVENILE PROBATION FUND	FIN CLEAR	72,575.46	TDOA MBIA	125,000.00	197,575.46
2021 547 VZCJPD STATE AID GRANT A	FIN CLEAR	46,899.46	TDOA MBIA		46,899.46
2021 549 VZCJPD - GRANT N	FIN CLEAR	4,479.81	TDOA MBIA		4,479.81
2021 550 D A SUPPLEMENTAL FUND	FIN CLEAR	1,235.42	TDOA MBIA	92.28	1,327.70
2021 551 VOICES - JUV CJD GRANT	FIN CLEAR		TDOA		
2021 552 ETCOG RESIDENTIAL	FIN CLEAR	1,347.08-	TDOA MBIA	23,962.13	1,347.08-
2021 555 JUVENILE PROBATION INTEREST	FIN CLEAR	88.79	TDOA MBIA		88.79
2021 556 REGIONAL SERVICE ENHANCEMENT	FIN CLEAR	14,083.66	TDOA MBIA		14,083.66
2021 558 GRANT S	FIN CLEAR	.45	TDOA MBIA		.45
2021 559 MENTAL IMPAIRMENT CASELOAD	FIN CLEAR	7,247.28	TDOA MBIA		7,247.28
2021 565 INDIGENT DEFENSE GRANT	FIN CLEAR	6,899.36	TDOA	35,631.34	42,530.70
2021 567 FIRE MARSHAL	FIN CLEAR	76,069.07	TDOA	92,245.94	168,315.01
2021 568 TECHNOLOGY RESOURCES	FIN CLEAR		TDOA		
2021 569 HAVA ELECTION GRANT	FIN CLEAR	159.98	TDOA	15,207.80	15,367.78
2021 570 GOLDEN WATER SUPPLY CORP					
2021 580 D.A. CHECK COLLECTION FUND	FIN CLEAR	1,345.85	TDOA MBIA	10,676.57	12,022.42
2021 591 CONSTABLE #1 TIEOSE FUND	FIN CLEAR	2,534.43	TDOA MBIA		2,534.43
2021 592 CONSTABLE #2 TIEOSE FUND	FIN CLEAR	2,692.48	MBIA		2,692.48
2021 593 CONSTABLE #3 TIEOSE FUND	FIN CLEAR	1,359.92	MBIA		1,359.92
2021 594 CONSTABLE #4 TIEOSE FUND	FIN CLEAR	508.01	TDOA MBIA	5,003.14	5,511.15
2021 595 SHERIFF TIEOSE FUND	FIN CLEAR	960.26	TDOA MBIA	9,005.66	9,965.92

DATE 11/22/2020 TIME 14:20

COMBINED STATEMENT OF CASH POSITION FOR OCTOBER

FUND NAME	CHECKING ACCOUNT	CHECKING AMOUNT	TDOA ACCOUNT	TDOA AMOUNT	FUND TOTAL
2021 596 DA TIEOSE FUND	FIN CLEAR	1,962.77	MBIA		1,962.77
2021 600 JUSTICE COURT TECHNOLOGY FUNDFIN CLEAR		2,341.72	TDOA MBIA	59,672.11	62,013.83
2021 800 CONTRIBUTION RELIEF FUND	FIN CLEAR		TDOA	16,082.93	16,082.93
2021 802 VETERAN'S MEMORIAL WALL FUNDFIN CLEAR			TDOA		
2021 803 HISTORICAL COMMISSION	FIN CLEAR	3,063.62	TDOA	5,283.38	8,347.00
2021 804 VAN TORNADO-ASSISTANCE	FIN CLEAR				
2021 805 FEMA - DEC 2015 STORM	FIN CLEAR		TDOA		
2021 806 FEMA APRIL 2016 STORM	FIN CLEAR				
2021 807 HAZARD MITIGATION GRANT	FIN CLEAR		TDOA		
2021 808 COURTHOUSE PLANNING GRANT	FIN CLEAR	84,714.56-			84,714.56-
2021 809 PRETRIAL INTERVENTION PROGRAMFIN CLEAR		5,858.95	TDOA	49,831.92	55,690.87
2021 810 SHERIFF JUSTICE FORFEITURE FFIN CLEAR		870.00	TDOA	25,441.90	26,311.90
2021 811 SHERIFF TREASURY FORFEITURE FIN CLEAR			TDOA		
2021 812 CONSTABLE PCT #1 FORFEITURE FIN CLEAR		500.00	TDOA		500.00
2021 813 VOICES - JUV CJD GRANT	FIN CLEAR	15,672.23-			15,672.23-
2021 814 LOCAL TRUANCY PREVENTION & DEIN CLEAR		4,293.36	TDOA		4,293.36
2021 815 COVID -19	FIN CLEAR	933.04	TDOA MBIA	389,901.86	390,834.90
2021 816 COUNTY INFRASTRUCTURE FUND GRANTFIN CLEAR		53,132.25-	TDOA MBIA		53,132.25-
TOTAL		1,085,062.54		10,048,389.94	11,133,452.48

CHECK ACCOUNT

CHECK

ACCOUNT BALANCE - FIN CLEAR	627,235.01
ACCOUNT BALANCE - CTY JURY	3,417.00
ACCOUNT BALANCE - ESCROW #1	3,105.42
ACCOUNT BALANCE - ESCROW #3	1,172.79
ACCOUNT BALANCE - ESCROW #4	7,451.20
ACCOUNT BALANCE - ESCROW #5	16,366.85
ACCOUNT BALANCE - ESCROW #6	23,910.33
ACCOUNT BALANCE - ESCROW #7	780.08
ACCOUNT BALANCE - ESCROW #10	29,044.28
ACCOUNT BALANCE - ESCROW #12	11,537.60
ACCOUNT BALANCE - ESCROW #17	7,196.00
ACCOUNT BALANCE - ESCROW #19	52,394.19
ACCOUNT BALANCE - ESCROW #22	2,309.65
ACCOUNT BALANCE - ESCROW #26	1,001.24
ACCOUNT BALANCE - ESCROW #27	2,926.12
ACCOUNT BALANCE - ESCROW #28	2,713.59
ACCOUNT BALANCE - ESCROW #34	9,659.03
ACCOUNT BALANCE - ESCROW #36	3,133.19
ACCOUNT BALANCE - ESCROW #39	1,481.46
ACCOUNT BALANCE - ESCROW #45	1,684.95
ACCOUNT BALANCE - ESCROW #69	5,039.07
ACCOUNT BALANCE - ESCROW #84	640.42
ACCOUNT BALANCE - ESCROW #86	782.75
ACCOUNT BALANCE - DEBT CL	76,040.50
ACCOUNT BALANCE - PAYCLEAR	194,039.82
TOTAL	<u>1,085,062.54</u>

TDOA ACCOUNT

TDOA

ACCOUNT BALANCE - TDOA	8,638,972.10
ACCOUNT BALANCE - MBIA	1,409,417.84
TOTAL	<u>10,048,389.94</u>

DATE 11/22/2020 14:20

COMBINED STATEMENT OF REVENUES AND EXPENSES FOR OCTOBER

THRU OCTOBER

GELL107 PAGE

FUND NAME	***** MONTH TO DATE ***** REVENUES	***** YEAR TO DATE ***** EXPENSES	***** MONTH TO DATE ***** REVENUES	***** YEAR TO DATE ***** EXPENSES
2021 GENERAL FUND	30,221.75	862,334.47	30,221.75	862,334.47
2021 RESERVE FUNDS	.00	.00	.00	.00
2021 SHERIFF CHAPTER 59 FORFEITURE	.00	.00	.00	.00
2021 DA FORFEITURE FUND	.00	.00	.00	.00
2021 BUILDING SECURITY FUND	3,166.66	4,177.49	3,166.66	4,177.49
2021 JUSTICE COURT BLDG SECURITY	.00	124.00	.00	124.00
2021 DA FORFEITURE FUND	.00	.00	.00	.00
2021 ROAD & BRIDGE - PCT. 1	37,177.17	158,284.57	37,177.17	158,284.57
2021 ROAD & BRIDGE - PCT. 2	44,850.15	136,258.57	44,850.15	136,258.57
2021 ROAD & BRIDGE - PCT. 3	41,751.92	68,763.38	41,751.92	68,763.38
2021 ROAD & BRIDGE - PCT. 4	71,827.07	68,049.26	71,827.07	68,049.26
2021 ROAD & BRIDGE - GEN	4,718.32	3,424.17	4,718.32	3,424.17
2021 VICTIM COORDINATOR GRANT	.00	4,595.81	.00	4,595.81
2021 DA FORFEITURE FUND II	520.81	1,475.29	520.81	1,475.29
2021 CONSTABLE PCT #4 SEIZURE	.00	.00	.00	.00
2021 COUNTY LAW LIBRARY FUND	.00	.00	.00	.00
2021 COUNTY FREE LIBRARY	10,748.75	7,882.30	10,748.75	7,882.30
2021 DIGITIZE RECORDS	.00	.00	.00	.00
2021 SUPPLEMENTAL GUARDIANSHIP	.00	.00	.00	.00
2021 COUNTY CHILD ABUSE PREVENTION	.00	.00	.00	.00
2021 COURT RELATED PROGRAMS	.00	.00	.00	.00
2021 COUNTY & DISTRICT TECH FUND	.00	.00	.00	.00
2021 CAPITALCREDITSECONOMICDEVELOP	.00	.00	.00	.00
2021 DISTRICT CLERK TECHNOLOGY FUND	.00	.00	.00	.00
2021 CHAPTER 19	.00	.00	.00	.00
2021 COUNTY RECORDS FUND	.00	.00	.00	.00

DATE 11/22/2020 14:20

COMBINED STATEMENT OF REVENUES AND EXPENSES FOR OCTOBER

THRU OCTOBER

FUND NAME	***** MONTH TO DATE ***** REVENUES	***** YEAR TO DATE ***** REVENUES	***** MONTH TO DATE ***** EXPENSES	***** YEAR TO DATE ***** EXPENSES
2021 COUNTY CLERK RECORDS FUND	.00	.00	.00	.00
2021 DISTRICT CLERK RECORDS FUND	.00	.00	.00	.00
2021 COUNTY CLERK ARCHIVE	.00	.00	.00	.00
2021 PERMANENT IMPROVEMENT FUND	.00	.00	.00	.00
2021 RIGHT-OF-WAY FUND	.00	.00	.00	.00
2021 TAX ANTICIPATION NOTES	.00	.00	.00	.00
2021 DEBT SERVICE FUND	9,196.73	9,196.73	.00	.00
2021 VZC INDIGENT HEALTH PROGRAM	10,000.00	10,000.00	4,491.26	4,491.26
2021 SOIL CONSERVATION DIST FUND	88,018.71-	88,018.71-	132,028.07	132,028.07
2021 APPELLATE JUSTICE SYSTEM FUND	.00	.00	1,005.00	1,005.00
2021 PAYROLL CLEARING ACCOUNT.	.00	.00	.00	.00
2021 GEN FIXED ASSETS ACCOUNT GRP	.00	.00	.00	.00
2021 LONG TERM DEBT GROUP	.00	.00	.00	.00
2021 VAN ZANDT COUNTY JAIL	211,802.13	211,802.13	125,720.33	125,720.33
2021 VAN ZANDT COUNTY SHERIFF DEPT	216,648.17	216,648.17	143,825.32	143,825.32
2021 SOLID WASTE GRANT	.00	.00	.00	.00
2021 2020 HAVA CARES ACT	.00	.00	1,566.37	1,566.37
2021 FRUITVALE 2011 TXCDBG 710056	.00	.00	.00	.00
2021 BENWHEELERWSC 71348911131115	.00	.00	.00	.00
2021 LITTLEHOPEMOOREWSC713026081315	.00	.00	.00	.00
2021 PRETRIAL SUPERVISION	2,520.00	4,825.79	5,783.44	7,596.17
2021 COMMUNITY SUP & CORRECTIONS	31,108.50	81,243.39	55,924.94	79,487.75
2021 ADULT PROBATION CIVIL	890.00	1,240.32	1,703.43	2,410.35
2021 HIGH RISK SUBSTANCE ABUSE -CCP	.00	11,226.00	5,680.18	7,559.24
2021 HIGH RISK SEX OFFENDER -CCP	.00	11,239.00	6,649.16	8,846.97
2021 GRANT C COMMIT REDUCTION PROG	.00	.00	.00	.00

DATE 11/22/2020 14:20

COMBINED STATEMENT OF REVENUES AND EXPENSES FOR OCTOBER

THRU OCTOBER

FUND NAME	***** MONTH TO DATE ***** REVENUES	***** YEAR TO DATE ***** REVENUES	***** MONTH TO DATE ***** EXPENSES	***** YEAR TO DATE ***** EXPENSES
2021 JUVENILE PROBATION FUND	36,097.76	14,896.76	51,131.88	71,838.34
2021 VZCJPD STATE AID GRANT A	39,488.38	129,982.19	50,366.43	69,193.66
2021 VZCJPD - GRANT N	.00	.00	.00	.00
2021 D A SUPPLEMENTAL FUND	.00	.00	1,682.86	1,682.86
2021 VOICES - JUV CJD GRANT	.00	.00	.00	.00
2021 ETCOG RESIDENTIAL	.00	.00	.00	636.08
2021 JUVENILE PROBATION INTEREST	.86	19.29	.00	.00
2021 REGIONAL SERVICE ENHANCEMENT	6,966.00	26,006.80	9,308.30	11,814.04
2021 GRANT S	.00	.00	.00	.00
2021 MENTAL IMPAIRMENT CASELOAD	.00	8,618.00	5,772.28	7,631.53
2021 INDIGENT DEFENSE GRANT	13,652.25-	13,652.25-	3,433.79	3,433.79
2021 FIRE MARSHAL	.00	.00	5,371.74	5,371.74
2021 TECHNOLOGY RESOURCES	.00	.00	.00	.00
2021 HAVA ELECTION GRANT	.00	.00	.00	.00
2021 GOLDEN WATER SUPPLY CORP	.00	.00	.00	.00
2021 D.A. CHECK COLLECTION FUND	212.70	212.70	209.55	209.55
2021 CONSTABLE #1 TLEOSE FUND	.00	.00	.00	.00
2021 CONSTABLE #2 TLEOSE FUND	.00	.00	.00	.00
2021 CONSTABLE #3 TLEOSE FUND	.00	.00	.00	.00
2021 CONSTABLE #4 TLEOSE FUND	.00	.00	.00	.00
2021 SHERIFF TLEOSE FUND	.00	.00	523.13	523.13
2021 DA TLEOSE FUND	.00	.00	.00	.00
2021 JUSTICE COURT TECHNOLOGY FUND	.00	.00	.00	.00
2021 CONTRIBUTION RELIEF FUND	.00	.00	.00	.00
2021 VETERAN'S MEMORIAL WALL FUND	.00	.00	.00	.00
2021 HISTORICAL COMMISSION	467.00	467.00	.00	.00

DATE 11/22/2020 14:20

COMBINED STATEMENT OF REVENUES AND EXPENSES FOR OCTOBER

THRU OCTOBER

GELL107 PAGE

FUND NAME	***** MONTH TO DATE ***** REVENUES	***** YEAR TO DATE ***** REVENUES	***** MONTH TO DATE ***** EXPENSES	***** YEAR TO DATE ***** EXPENSES
2021 VAN TORNADO-ASSISTANCE	.00	.00	.00	.00
2021 FEMA - DEC 2015 STORM	.00	.00	.00	.00
2021 FEMA APRIL 2016 STORM	.00	.00	.00	.00
2021 HAZARD MITIGATION GRANT	.00	.00	.00	.00
2021 COURTHOUSE PLANNING GRANT	84,714.56-	84,714.56-	.00	.00
2021 PRETRIAL INTERVENTION PROGRAM	.00	.00	384.18	384.18
2021 SHERIFF JUSTICE FORFEITURE FUN	.00	.00	.00	.00
2021 SHERIFF TREASURY FORFEITURE FU	.00	.00	.00	.00
2021 CONSTABLE PCT #1 FORFEITURE FU	.00	.00	.00	.00
2021 VOICES - JUV CJD GRANT	12,493.34-	12,493.34-	3,178.89	3,178.89
2021 LOCAL TRUANCY PREVENTION & DIV	.00	.00	.00	.00
2021 COVID -19	.00	.00	6,960.57	6,960.57
2021 COUNTY INFRASTORE FUND GRANT	.00	.00	53,132.25	53,132.25
TOTAL	611,501.97	783,728.01	1,991,202.66	2,065,896.75

ACCOUNT NAME	BEGINNING CASH BALANCE	CASH RECEIPTS	CASH DISBURSEMENTS	ENDING CASH BALANCE
2021 010 GENERAL FUND				
COINS	1.00	.00	.00	1.00
CASH	148,449.54	.76	.71	192,109.59
RETURNED CHECK FEES	.00	.00	.00	.00
AMERICAN NATIONAL CASH	.00	.00	.00	.00
VZC JURY CASH CLEARING	3,417.00	.00	.00	3,417.00
VZC CHECKING DEBT SERVICE	.00	.00	.00	.00
PETTY CASH COLLECTION-PCT. 1	100.00	.00	.00	100.00
PETTY CASH-CITY CLERK	500.00	.00	.00	500.00
PETTY CASH-DIST CLERK	400.00	.00	.00	400.00
COUNTY COURT JURY CASH	.00	.00	.00	.00
DISTRICT COURT JURY CASH	.00	.00	.00	.00
PETTY CASH-JP #1	200.00	.00	.00	200.00
PETTY CASH-JP #2	200.00	.00	.00	200.00
PETTY CASH-JP #4	200.00	.00	.00	200.00
PETTY CASH-SHERIFF	3,300.00	.00	.00	3,300.00
PETTY CASH-TAX COLLECTOR	.00	.00	.00	.00
PETTY CASH-TAX COLL (BOAT)	2.70	.00	.00	2.70
PETTY CASH-TAX COLL (BOAT)	2.70	.00	.00	2.70
TIME DEPOSIT ON ACCOUNT	4,350.028.48	.00	.00	3,275,028.48
MBIA MUNICIPAL INVESTORS SERV	1,341.23	.00	.23	1,341.00
FUND TOTALS	4,508,139.95	1,524,946.76	2,557,627.94	3,475,458.77
2021 012 RESERVE FUNDS				
CASH	.00	.00	.00	.00
TIME DEPOSIT ON ACCOUNT	.00	.00	.00	.00
MBIA MUNICIPAL INVESTORS SERV	.00	.00	.00	.00
FUND TOTALS	.00	.00	.00	.00
2021 015 SHERIFF CHAPTER 59 FORFEITURE				
CASH	1,473.46	959.56	.00	2,433.02
AMERICAN NATIONAL CASH	.00	.00	.00	.00
CASH-OTHER	16,349.37	.00	.00	16,349.37
TIME DEPOSIT ON ACCOUNT	.00	.00	.00	.00
MBIA MUNICIPAL INVESTORS SERV	.00	.00	.00	.00
FUND TOTALS	17,822.83	959.56	.00	18,782.39
2021 016 DA FORFEITURE FUND				
CASH	3,105.15	.27	.00	3,105.42
D. A. ESCROW/BART ROGERS	.00	.00	.00	.00
D. A. ESCROW	1,172.64	.15	.00	1,172.79
D. A. ESCROW/CAIE	7,450.55	.65	.00	7,451.20
D. A. ESCROW/RODRIGUEZ	16,365.42	1.43	.00	16,366.85
D. A. ESCROW	23,908.23	2.10	.00	23,910.33
D. A. ESCROW/KORROSEC	520.80	0.07	.00	520.87
D. A. ESCROW	.00	60.01	.81	.00
D. A. ESCROW	.00	.00	.00	.00
D. A. ESCROW	29,041.74	2.54	.00	29,044.28
D. A. ESCROW	652.26	.00	.00	652.26
D. A. ESCROW/ASHFRD, BRCHR, ALEX	11,536.59	1.01	.00	11,537.60
D. A. ESCROW	.00	.00	.00	.00
D. A. ESCROW	.00	.00	.00	.00
D. A. ESCROW	.00	.00	.00	.00
D. A. ESCROW/K. TURNER	7,195.37	.63	.00	7,196.00

ACCOUNT NAME	BEGINNING CASH BALANCE	CASH RECEIPTS	CASH DISBURSEMENTS	ENDING CASH BALANCE
D. A. ESCROW/	.00	.00	.00	.00
D. A. ESCROW/MACIAS	52,389.89	4.30	.00	52,394.19
D. A. ESCROW/	.00	.00	.00	.00
D. A. ESCROW/M. FLOURNOY	.00	.00	.00	.00
D. A. ESCROW/JERRY WHITE, JR.	2,309.34	31.00	.00	2,309.65
D. A. ESCROW/NIPP	.00	.00	.00	.00
D. A. ESCROW/	.00	.00	.00	.00
D. A. ESCROW/DICKERSON	1,001.15	09.00	.00	1,001.24
D. A. ESCROW/HEREDIA&GARCIA	2,925.87	25.00	.00	2,926.12
D. A. ESCROW/DEWAYNE FRANKLIN	2,713.35	24.00	.00	2,713.59
D. A. ESCROW/	.00	.00	.00	.00
D. A. ESCROW/A. RIOS	.00	.00	.00	.00
D. A. ESCROW/	.00	.00	.00	.00
D. A. ESCROW/	.00	.00	.00	.00
D. A. ESCROW/ALFARO	.00	.00	.00	.00
D. A. ESCROW/MCANALLY	9,658.18	85.00	.00	9,659.03
D. A. ESCROW/DESARAE DAVIS	3,132.78	41.00	.00	3,133.19
D. A. ESCROW/ROLAND PLATT	.00	.00	.00	.00
D. A. ESCROW/	.00	.00	.00	.00
D. A. ESCROW/RODNEY ROSS	1,481.26	20.00	.00	1,481.46
D. A. ESCROW/	.00	.00	.00	.00
D. A. ESCROW/	.00	.00	.00	.00
D. A. ESCROW/	.00	.00	.00	.00
D. A. ESCROW/	.00	.00	.00	.00
D. A. ESCROW/	.00	.00	.00	.00
D. A. ESCROW/	.00	.00	.00	.00
D. A. ESCROW/	.00	.00	.00	.00
D. A. ESCROW/	.00	.00	.00	.00
D. A. ESCROW/	.00	.00	.00	.00
D. A. ESCROW/	.00	.00	.00	.00
D. A. ESCROW/	.00	.00	.00	.00
D. A. ESCROW/	.00	.00	.00	.00
D. A. ESCROW/	.00	.00	.00	.00
D. A. ESCROW/	.00	.00	.00	.00
D. A. ESCROW/	.00	.00	.00	.00
D. A. ESCROW/	.00	.00	.00	.00
D. A. ESCROW/	.00	.00	.00	.00
D. A. ESCROW/	.00	.00	.00	.00
D. A. ESCROW/	.00	.00	.00	.00
D. A. ESCROW/	.00	.00	.00	.00
D. A. ESCROW/JOHN H TUCKER	5,038.41	66.00	.00	5,039.07
D. A. ESCROW/	.00	.00	.00	.00
D. A. ESCROW/BILLINGTON	.00	.00	.00	.00
D. A. ESCROW/	.00	.00	.00	.00
D. A. ESCROW/	.00	.00	.00	.00

ACCOUNT NAME	BEGINNING CASH BALANCE	CASH RECEIPTS	CASH DISBURSEMENTS	ENDING CASH BALANCE
2021 021 ROAD & BRIDGE - PCT. 1	68,869.07	223,913.10	235,655.94	57,126.23
CASH DEPOSIT ON ACCOUNT	530,400.01	.00	175,000.00	355,400.01
MBIA MUNICIPAL INVESTORS	3.66	.00	3.66	.00
FUND TOTALS	599,272.74	223,913.10	410,659.60	412,526.24
2021 022 ROAD & BRIDGE - PCT. 2	97,351.98	136,033.89	181,817.53	51,568.34
CASH DEPOSIT ON ACCOUNT	518,924.08	12,000.00	75,000.00	443,924.08
MBIA MUNICIPAL INVESTORS	320,268.74	.00	.00	332,268.74
FUND TOTALS	936,544.80	148,033.89	256,817.53	827,761.16
2021 023 ROAD & BRIDGE - PCT. 3	35,094.69	180,530.33	163,881.70	51,743.32
CASH DEPOSIT ON ACCOUNT	783,021.56	.00	125,000.00	658,021.56
MBIA MUNICIPAL INVESTORS	.65	.00	.65	.00
FUND TOTALS	818,116.90	180,530.33	288,882.35	709,764.88
2021 024 ROAD & BRIDGE - PCT. 4	100,219.97	221,639.41	217,840.31	104,019.07
CASH DEPOSIT ON ACCOUNT	431,727.17	.00	85,000.00	346,727.17
MBIA MUNICIPAL INVESTORS	366.14	.00	366.06	.08
FUND TOTALS	532,313.28	221,639.41	303,206.37	450,746.32
2021 026 ROAD & BRIDGE - GEN	6,921.43	4,718.32	5,908.99	5,730.76
CASH DEPOSIT ON ACCOUNT	1,021.42	.00	.00	1,021.42
MBIA MUNICIPAL INVESTORS	.00	.00	.00	.00
FUND TOTALS	7,942.85	4,718.32	5,908.99	6,752.18
2021 035 VICTIM COORDINATOR GRANT	9,390.04	12,657.58	7,027.14	3,759.60
CASH DEPOSIT ON ACCOUNT	.00	.00	.00	.00
MBIA MUNICIPAL INVESTORS	.00	.00	.00	.00
FUND TOTALS	9,390.04	12,657.58	7,027.14	3,759.60
2021 036 DA FOREFEITURE FUND II	12,498.41	1,240.81	3,146.81	10,592.41
CASH DEPOSIT ON ACCOUNT	12,224.41	.00	.00	12,224.41
MBIA MUNICIPAL INVESTORS	.00	.00	.00	.00
FUND TOTALS	24,722.82	1,240.81	3,146.81	22,816.82
2021 037 CONSTABLE PCT #4 SEIZURE	760.89	.00	.00	760.89
CASH DEPOSIT ON ACCOUNT	5,882.45	.00	.00	5,882.45
MBIA MUNICIPAL INVESTORS	.00	.00	.00	.00
FUND TOTALS	6,643.34	.00	.00	6,643.34
2021 040 COUNTY LAW LIBRARY FUND	2,258.09	1,944.00	2,166.48	2,035.61
CASH				

ACCOUNT NAME	BEGINNING CASH BALANCE	CASH RECEIPTS	CASH DISBURSEMENTS	ENDING CASH BALANCE
2021 042 COUNTY FREE LIBRARY	24,825.13	10,748.75	13,494.81	22,079.07
CASH		.00	.00	.00
TIME DEPOSIT ON ACCOUNT	.00	.00	.00	.00
MBIA MUNICIPAL INVESTORS SERV	.00	.00	.00	.00
FUND TOTALS	24,825.13	10,748.75	13,494.81	22,079.07
2021 047 DIGITIZE RECORDS	4,996.50	1,247.63		6,244.13
CASH	92,936.45	.00	.00	92,936.45
TIME DEPOSIT ON ACCOUNT	.00	.00	.00	.00
MBIA	.00	.00	.00	.00
FUND TOTALS	97,932.95	1,247.63	.00	99,180.58
2021 048 SUPPLEMENTAL GUARDIANSHIP	698.22	320.00	.00	1,018.22
CASH	34,455.12	.00	.00	34,455.12
TEXPOOL	35,153.34	320.00	.00	35,473.34
FUND TOTALS	698.22	320.00	.00	1,018.22
2021 049 COUNTY CHILD ABUSE PREVENTION	2,217.18	156.91	.00	2,374.09
CASH	8,282.90	.00	.00	8,282.90
TIME DEPOSIT ON ACCOUNT	10,500.08	156.91	.00	10,656.99
FUND TOTALS	2,217.18	156.91	.00	2,374.09
2021 050 COURT RELATED PROGRAMS	1,535.99	514.07	.00	2,050.06
CASH	.03	.00	.00	.03
TIME DEPOSIT ON ACCOUNT	.00	.00	.00	.00
MBIA MUNICIPAL INVESTORS SERV	.00	.00	.00	.00
FUND TOTALS	1,536.02	514.07	.00	2,050.09
2021 052 COUNTY & DISTRICT TECH FUND	817.29	146.02	.00	963.31
CASH	4,989.38	.00	.00	4,989.38
TIME DEPOSIT ON ACCOUNT	.00	.00	.00	.00
MBIA	.00	.00	.00	.00
FUND TOTALS	5,806.67	146.02	.00	5,952.69
2021 053 CAPITALCREDITSECONOMICDEVELOP	37,781.18	.00	.00	37,781.18
CASH	311,513.91	.00	.00	311,513.91
TIME DEPOSIT ON ACCOUNT	349,295.09	.00	.00	349,295.09
FUND TOTALS	37,781.18	.00	.00	37,781.18
2021 054 DISTRICT CLERK TECHNOLOGY FUND	3,611.24	590.00	.00	4,201.24
CASH	30,034.58	.00	.00	30,034.58
TIME DEPOSIT ON ACCOUNT	.00	.00	.00	.00
MBIA MUNICIPAL INVESTORS SERV	.00	.00	.00	.00
FUND TOTALS	33,645.82	590.00	.00	34,235.82
2021 055 CHAPTER 19	.00	.00	.00	.00
TIME DEPOSIT ON ACCOUNT	.00	.00	.00	.00
MBIA	.00	.00	.00	.00
FUND TOTALS	.00	.00	.00	.00
2021 056 COUNTY RECORDS FUND	3,384.64	812.81	.00	4,197.45
CASH				

ACCOUNT NAME	BEGINNING CASH BALANCE	CASH RECEIPTS	CASH DISBURSEMENTS	ENDING CASH BALANCE
2021 057 COUNTY CLERK RECORDS FUND				
CASH	10,888.47	12,274.89	.00	23,163.36
TIME DEPOSIT ON ACCOUNT	226,889.86	.00	.00	226,889.86
MBIA MUNICIPAL INVESTORS SERV	.00	.00	.00	.00
FUND TOTALS	237,778.33	12,274.89	.00	250,053.22
2021 058 DISTRICT CLERK RECORDS FUND				
CASH	2,660.12	339.71	.00	2,999.83
TIME DEPOSIT ON ACCOUNT	9,432.45	.00	.00	9,432.45
FUND TOTALS	12,092.57	339.71	.00	12,432.28
2021 059 COUNTY CLERK ARCHIVE				
CASH	15,836.91	12,281.00	.00	28,117.91
TIME DEPOSIT ON ACCOUNT	446,683.38	.00	.00	446,683.38
MBIA MUNICIPAL INVESTORS SERV	462,520.29	12,281.00	.00	474,801.29
FUND TOTALS	6,669.78	.00	6,669.78	.00
2021 070 PERMANENT IMPROVEMENT FUND				
CASH	2,841.81	.00	.00	2,841.81
TIME DEPOSIT ON ACCOUNT	9,511.59	.00	.00	9,511.59
MBIA MUNICIPAL INVESTORS SERV	.00	.00	.00	.00
FUND TOTALS	6,669.78	.00	6,669.78	.00
2021 075 RIGHT-OF-WAY FUND				
CASH	.00	.00	.00	.00
TIME DEPOSIT ON ACCOUNT	.00	.00	.00	.00
MBIA MUNICIPAL INVESTORS SERV	.00	.00	.00	.00
FUND TOTALS	.00	.00	.00	.00
2021 084 TAX ANTICIPATION NOTES				
CASH	.00	.00	.00	.00
TIME DEPOSIT ON ACCOUNT	.00	.00	.00	.00
MBIA MUNICIPAL INVESTORS SERV	.00	.00	.00	.00
FUND TOTALS	.00	.00	.00	.00
2021 085 DEBT SERVICE FUND				
CASH	66,843.77	9,196.73	.00	76,040.50
TIME DEPOSIT ON ACCOUNT	376,024.86	.00	.00	376,024.86
MBIA MUNICIPAL INVESTORS SERV	442,868.77	9,196.73	.00	452,065.50
FUND TOTALS	66,843.77	9,196.73	.00	76,040.50
2021 087 VZC INDIGENT HEALTH PROGRAM				
CASH	4,944.77	60,000.00	47,267.23	17,677.54
TIME DEPOSIT ON ACCOUNT	154,192.06	.00	50,000.00	104,192.06
MBIA MUNICIPAL INVESTORS SERV	.00	.00	.00	.00
FUND TOTALS	159,136.83	60,000.00	97,267.23	121,869.60
2021 088 SOIL CONSERVATION DIST FUND				
CASH	148,985.92	199,293.14	220,046.78	169,739.56
TIME DEPOSIT ON ACCOUNT	69,350.37	.00	.00	69,350.37
MBIA MUNICIPAL INVESTORS SERV	.00	.00	.00	.00
FUND TOTALS	79,635.55	199,293.14	220,046.78	100,389.19
2021 090 APPELLATE JUSTICE SYSTEM FUND				
CASH	1,150.35	275.00	1,005.00	420.35

ACCOUNT NAME	BEGINNING CASH BALANCE	CASH RECEIPTS	CASH DISBURSEMENTS	ENDING CASH BALANCE
2021 095 PAYROLL CLEARING ACCOUNT.	194,039.82	.00	.00	194,039.82
CASH	.00	.00	.00	.00
MBIA MUNICIPAL INVESTORS SERV	194,039.82	.00	.00	194,039.82
FUND TOTALS				
2021 096 GEN FIXED ASSETS ACCOUNT GRP	.00	.00	.00	.00
MBIA MUNICIPAL INVESTORS SERV	.00	.00	.00	.00
FUND TOTALS				
2021 097 LONG TERM DEBT GROUP	.00	.00	.00	.00
MBIA MUNICIPAL INVESTORS SERV	.00	.00	.00	.00
FUND TOTALS				
2021 131 VAN ZANDT COUNTY JAIL	67,970.58	324,654.48	378,870.17	13,754.89
CASH	.00	.00	.00	.00
MEDICARE PAYABLE	.00	.00	.00	.00
VOUCHERS PAYABLE	.00	.00	.00	.00
TIME DEPOSIT ON ACCOUNT	503,500.00	150,000.00	100,000.00	553,500.00
MBIA MUNICIPAL INVESTORS SERV	.00	.00	.00	.00
FUND TOTALS	571,470.58	474,654.48	478,870.17	567,254.89
2021 132 VAN ZANDT COUNTY SHERIFF DEPT	93,808.40	329,936.60	415,862.79	7,882.21
CASH	327,000.00	150,000.00	100,000.00	377,000.00
TIME DEPOSIT ON ACCOUNT	.00	.00	.00	.00
MBIA MUNICIPAL INVESTORS SERV	420,808.40	479,936.60	515,862.79	384,882.21
FUND TOTALS				
2021 145 SOLID WASTE GRANT	.00	.00	.00	.00
CASH	.00	.00	.00	.00
TIME DEPOSIT ON ACCOUNT	.00	.00	.00	.00
FUND TOTALS				
2021 147 2020 HAVA CARES ACT	27,524.64	.00	2,815.06	24,709.58
CASH	15,028.24	.00	.00	15,028.24
TDOA	.00	.00	.00	.00
MBIA	42,552.88	.00	2,815.06	39,737.82
FUND TOTALS				
2021 400 FRUITVALE 2011 TXCDBG 710056	.00	.00	.00	.00
CASH	.00	.00	.00	.00
WATER GRANT CASH	.00	.00	.00	.00
FUND TOTALS				
2021 401 BENWHEELERWSC 7134891131115	.00	.00	.00	.00
FUND TOTALS				
2021 402 LITTLEHOPEMOOREWSC713026081315	.00	.00	.00	.00
CASH	.00	.00	.00	.00
WATER GRANT CASH	.00	.00	.00	.00
FUND TOTALS				
2021 540 PRETRIAL SUPERVISION	3,274.17	7,520.00	6,117.68	4,676.49
CASH				

ACCOUNT NAME	BEGINNING CASH BALANCE	CASH RECEIPTS	CASH DISBURSEMENTS	ENDING CASH BALANCE
2021 541 COMMUNITY SUP & CORRECTIONS	130,595.61	7,520.00	11,117.68	130,772.10
CASH	36,101.28	31,168.50	62,840.82	4,428.96
PETTY CASH	100.00	.00	.00	100.00
TIME DEPOSIT ON ACCOUNT	335,500.35	.00	.00	335,500.35
MBIA MUNICIPAL INVESTORS SERV	.00	.00	.00	.00
FUND TOTALS	371,701.63	31,168.50	62,840.82	340,029.31
2021 542 ADULT PROBATION CIVIL	8,569.91	890.00	1,833.31	7,626.60
CASH	51,139.17	.00	.00	51,139.17
TDOA	311,222.30	.00	.00	311,222.30
MBIA	370,931.38	890.00	1,833.31	369,988.07
FUND TOTALS	9,970.48	.00	6,257.22	3,713.26
2021 543 HIGH RISK SUBSTANCE ABUSE -CCP	9,678.19	.00	7,345.32	2,332.87
CASH	.00	.00	.00	.00
TIME DEPOSIT ON ACCOUNT	.00	.00	.00	.00
MBIA MUNICIPAL INVESTORS SERV	9,678.19	.00	7,345.32	2,332.87
FUND TOTALS	950.91	211.68	854.03	308.56
2021 545 GRANT C COMMIT REDUCTION PROG	91,381.83	36,097.76	54,904.13	72,575.46
CASH	125,000.00	.00	.00	125,000.00
TIME DEPOSIT ON ACCOUNT	.00	.00	.00	.00
MBIA MUNICIPAL INVESTORS SERV	216,381.83	36,097.76	54,904.13	197,575.46
FUND TOTALS	61,638.75	39,488.38	54,227.67	46,899.46
2021 547 VZCJPD STATE AID GRANT A	4,902.23	125.73	548.15	4,479.81
CASH	.00	.00	.00	.00
TIME DEPOSIT ON ACCOUNT	.00	.00	.00	.00
MBIA MUNICIPAL INVESTORS SERV	4,902.23	125.73	548.15	4,479.81
FUND TOTALS	3,052.11	7,500.00	3,212.47	1,235.42
2021 549 VZCJPD - GRANT N	92.28	.00	.00	92.28
CASH	.00	.00	.00	.00
TIME DEPOSIT ON ACCOUNT	.00	.00	.00	.00
MBIA MUNICIPAL INVESTORS SERV	2,959.83	7,500.00	3,212.47	1,327.70
FUND TOTALS	.00	.00	.00	.00
2021 550 D A SUPPLEMENTAL FUND				
CASH				
TIME DEPOSIT ON ACCOUNT				
MBIA MUNICIPAL INVESTORS SERV				
FUND TOTALS				
2021 551 VOICES - JUV CJD GRANT				
CASH				
TIME DEPOSIT ON ACCOUNT				
MBIA MUNICIPAL INVESTORS SERV				
FUND TOTALS				

ACCOUNT NAME	BEGINNING CASH BALANCE	CASH RECEIPTS	CASH DISBURSEMENTS	ENDING CASH BALANCE
2021 552 ETCOG RESIDENTIAL	747.08	.00	600.00	1,347.08
CASH	747.08	.00	600.00	1,347.08
FUND TOTALS	747.08	.00	600.00	1,347.08
2021 555 JUVENILE PROBATION INTEREST	87.93	.86	.00	88.79
CASH	87.93	.86	.00	88.79
TIME DEPOSIT ON ACCOUNT	23,962.13	.00	.00	23,962.13
MBIA MUNICIPAL INVESTORS SERV	.00	.00	.00	.00
FUND TOTALS	24,050.06	.86	.00	24,050.92
2021 556 REGIONAL SERVICE ENHANCEMENT	40,041.84	6,966.00	32,924.18	14,083.66
CASH	40,041.84	6,966.00	32,924.18	14,083.66
FUND TOTALS	40,041.84	6,966.00	32,924.18	14,083.66
2021 558 GRANT S	2,812.36	52.38	2,864.29	.45
CASH	2,812.36	52.38	2,864.29	.45
FUND TOTALS	2,812.36	52.38	2,864.29	.45
2021 559 MENTAL IMPAIRMENT CASELOAD	13,542.76	.00	6,295.48	7,247.28
CASH	13,542.76	.00	6,295.48	7,247.28
TIME DEPOSIT ON ACCOUNT	.00	.00	.00	.00
MBIA MUNICIPAL INVESTORS SERV	.00	.00	.00	.00
FUND TOTALS	13,542.76	.00	6,295.48	7,247.28
2021 565 INDIGENT DEFENSE GRANT	2,863.16	10,000.00	5,963.80	6,899.36
CASH	2,863.16	10,000.00	5,963.80	6,899.36
TIME DEPOSIT ON ACCOUNT	43,631.34	.00	10,000.00	35,631.34
TDOA	48,494.50	.00	15,963.80	42,530.70
FUND TOTALS	161,037.81	19,000.00	11,722.80	168,315.01
2021 567 FIRE MARSHAL	68,791.87	19,000.00	11,722.80	76,069.07
CASH	68,791.87	19,000.00	11,722.80	76,069.07
TDOA	92,245.94	.00	.00	92,245.94
FUND TOTALS	161,037.81	19,000.00	11,722.80	168,315.01
2021 568 TECHNOLOGY RESOURCES	.00	.00	.00	.00
CASH	.00	.00	.00	.00
TIME DEPOSIT ON ACCOUNT	.00	.00	.00	.00
FUND TOTALS	.00	.00	.00	.00
2021 569 HAVA ELECTION GRANT	159.98	.00	.00	159.98
CASH	159.98	.00	.00	159.98
TDOA	15,207.80	.00	.00	15,207.80
MBIA	.00	.00	.00	.00
FUND TOTALS	15,367.78	.00	.00	15,367.78
2021 570 GOLDEN WATER SUPPLY CORP	.00	.00	.00	.00
GOLDEN WATER TDHCA 726216	.00	.00	.00	.00
MBIA MUNICIPAL INVESTORS SERVI	.00	.00	.00	.00
FUND TOTALS	.00	.00	.00	.00
2021 580 D.A. CHECK COLLECTION FUND	1,531.43	212.70	398.28	1,345.85
CASH	1,531.43	212.70	398.28	1,345.85
TIME DEPOSIT ON ACCOUNT	10,676.57	.00	.00	10,676.57
MBIA MUNICIPAL INVESTORS SERV	.00	.00	.00	.00

ACCOUNT NAME FUND TOTALS	BEGINNING CASH BALANCE	CASH RECEIPTS	CASH DISBURSEMENTS	ENDING CASH BALANCE
2021 591 CONSTABLE #1 TLEOSE FUND	2,534.43	.00	.00	2,534.43
CASH	.49	.00	.00	.49
CASH - CITIZENS NATIONAL	.00	.00	.00	.00
TDOA	.00	.00	.00	.00
MBIA MUNICIPAL INVESTORS SERV	.00	.00	.00	.00
FUND TOTALS	2,533.94	.00	.00	2,533.94
2021 592 CONSTABLE #2 TLEOSE FUND	2,692.48	.00	.00	2,692.48
CASH	.00	.00	.00	.00
CASH OTHER	.00	.00	.00	.00
MBIA MUNICIPAL INVESTORS SERV	.00	.00	.00	.00
FUND TOTALS	2,692.48	.00	.00	2,692.48
2021 593 CONSTABLE #3 TLEOSE FUND	1,359.92	.00	.00	1,359.92
CASH	3,738.50	.00	.00	3,738.50
CASH OTHER - CITY NATIONAL	.00	.00	.00	.00
MBIA MUNICIPAL INVESTORS SERV	.00	.00	.00	.00
FUND TOTALS	5,098.42	.00	.00	5,098.42
2021 594 CONSTABLE #4 TLEOSE FUND	633.01	.00	125.00	508.01
CASH	5,003.14	.00	.00	5,003.14
TIME DEPOSIT ON ACCOUNT	.14	.00	.00	.14
MBIA MUNICIPAL INVESTORS SERV	.00	.00	.00	.00
FUND TOTALS	5,636.15	.00	125.00	5,511.15
2021 595 SHERIFF TLEOSE FUND	923.39	560.00	523.13	960.26
CASH	9,005.66	.00	.00	9,005.66
TDOA	.66	.00	.00	.66
MBIA MUNICIPAL INVESTORS SESRV	.00	.00	.00	.00
FUND TOTALS	9,929.05	560.00	523.13	9,965.92
2021 596 DA TLEOSE FUND	2,290.27	.00	327.50	1,962.77
CASH	.00	.00	.00	.00
MBIA MUNICIPAL INVESTORS SERV	.00	.00	.00	.00
FUND TOTALS	2,290.27	.00	327.50	1,962.77
2021 600 JUSTICE COURT TECHNOLOGY FUND	1,596.50	745.22	.00	2,341.72
CASH	59,672.11	.00	.00	59,672.11
TIME DEPOSIT ON ACCOUNT	.11	.00	.00	.11
MBIA MUNICIPAL INVESTORS SERV	.00	.00	.00	.00
FUND TOTALS	61,268.61	745.22	.00	62,013.83
2021 800 CONTRIBUTION RELIEF FUND	.00	.00	.00	.00
CASH	16,082.93	.00	.00	16,082.93
TIME DEPOSIT ON ACCOUNT	.93	.00	.00	.93
FUND TOTALS	16,082.93	.00	.00	16,082.93
2021 802 VETERAN'S MEMORIAL WALL FUND	.00	.00	.00	.00
CASH	.00	.00	.00	.00
TIME DEPOSIT ON ACCOUNT	.00	.00	.00	.00
FUND TOTALS	.00	.00	.00	.00
2021 803 HISTORICAL COMMISSION CASH	2,596.62	467.00	.00	3,063.62
HISTORICAL COMMISSION CASH	5,283.38	.00	.00	5,283.38
TIME DEPOSIT ON ACCOUNT	.00	.00	.00	.00

ACCOUNT NAME	BEGINNING CASH BALANCE	CASH RECEIPTS	CASH DISBURSEMENTS	ENDING CASH BALANCE
2021 804 VAN TORNADO-ASSISTANCE VAN TORNADO-ASSISTANCE-CASH VTASST-TIME DEPOSITION ACCOUNT FUND TOTALS	7,880.00	467.00	.00	8,347.00
2021 805 FEMA - DEC 2015 STORM CASH TIME DEPOSIT ON ACCOUNT FUND TOTALS	.00	.00	.00	.00
2021 806 FEMA APRIL 2016 STORM CASH TIME DEPOSIT ON ACCOUNT FUND TOTALS	.00	.00	.00	.00
2021 807 HAZARD MITIGATION GRANT CASH TIME DEPOSIT ON ACCOUNT MBIA MUNICIPAL INVESTORS SERV FUND TOTALS	959.25	959.25	.00	.00
2021 808 COURTHOUSE PLANNING GRANT CASH WATER GRANT CASH FUND TOTALS	36,306.24	.00	121,020.80	84,714.56
2021 809 PRETRIAL INTERVENTION PROGRAM CASH TIME DEPOSIT ON ACCOUNT FUND TOTALS	6,590.94	.00	731.99	5,858.95
2021 810 SHERIFF JUSTICE FORFEITURE FUN CASH TIME DEPOSIT ON ACCOUNT FUND TOTALS	25,441.90	.00	.00	25,441.90
2021 811 SHERIFF TREASURY FORFEITURE FU CASH TIME DEPOSIT ON ACCOUNT FUND TOTALS	.00	.00	.00	.00
2021 812 CONSTABLE PCT #1 FORFEITURE FU CASH TIME DEPOSIT ON ACCOUNT FUND TOTALS	500.00	.00	.00	500.00
2021 813 VOICES - JUV CJD GRANT VOICES - CJD JUV GRANT TIME DEPOSIT ON ACCOUNT FUND TOTALS	10,447.19	.00	5,225.04	15,672.23
2021 814 LOCAL TRUANCY PREVENTION & DIV CASH TIME DEPOSIT ON ACCOUNT FUND TOTALS	3,587.86	705.50	.00	4,293.36

ACCOUNT NAME	BEGINNING CASH BALANCE	CASH RECEIPTS	CASH DISBURSEMENTS	ENDING CASH BALANCE
2021 815 COVID -19	969.73	10,288.40	10,325.09-	933.04
CASH	.00	.00	.00	.00
TIME DEPOSIT ON ACCOUNT	400,190.26	.00	10,288.40-	389,901.86
MBIA MUNICIPAL INVESTORS SERV	401,159.99	10,288.40	20,613.49-	390,834.90
FUND TOTALS				
2021 816 COUNTY INFRASTRUCTURE FUND GRANT	.00	.00	53,132.25-	53,132.25-
CASH	.00	.00	.00	.00
TIME DEPOSIT ON ACCOUNT	.00	.00	.00	.00
MBIA MUNICIPAL INVESTORS SERV	.00	.00	53,132.25-	53,132.25-
FUND TOTALS				
GRAND TOTALS	13,035,473.85	3,762,326.01	5,655,605.67-	11,142,194.19

ACCOUNT NUMBER	ACCOUNT NAME	DATE	AMDMT NUMBER	OLD BUDGET AMOUNT	AMENDED BUDGET AMOUNT	AMOUNT OF CHANGE	DESCRIPTION	CLK
2021 010-412-428	TRAVEL	10/14/2020	210001	1,500.00	1,000.00	500.00-	LINE TRANSFER	MK
2021 010-412-495	MISC	10/14/2020	210001	.00	500.00	500.00	LINE TRANSFER	MK
	TOTAL EXPENDITURES EM MGMT		TOTAL AMENDMENTS	2	TOTAL CHANGES	.00		
2021 010-476-103	SALARIES - EMPLOYE	10/14/2020	210002	457,000.48	475,410.77	18,410.29	FROM VOWA TO DA SALARY	MK
	EXPENDITURES - DA		TOTAL AMENDMENTS	1	TOTAL CHANGES	18,410.29		
2021 010-700-817	TRANSFER TO FAMILY	10/14/2020	210002	18,410.29	.00	18,410.29-	FROM VOWA TO DA SALARY	MK
	TOTAL TRANSFERS		TOTAL AMENDMENTS	1	TOTAL CHANGES	18,410.29-		
2021 021-621-335	ROAD & BRIDGE MATE	11/12/2020	210007	726,694.00	715,765.20	10,928.80-	R&B TRANS TO CIFG	MK
	EXPENDITURES - R & B PCT.1		TOTAL AMENDMENTS	1	TOTAL CHANGES	10,928.80-		
2021 021-700-816	TRANSFER TO CIFG	11/12/2020	210007	.00	10,928.80	10,928.80	R&B TRANS TO CIFG	MK
	EXPENDITURES - RB#1 TRANSFERS		TOTAL AMENDMENTS	1	TOTAL CHANGES	10,928.80		
2021 022-622-335	ROAD & BRIDGE MATE	11/12/2020	210007	1,269,523.00	1,256,341.00	13,182.00-	R&B TRANS TO CIFG	MK
2021 022-622-571	EQUIPMENT PURCHASE	10/14/2020	210003	100,000.00	123,977.42	23,977.42	LINE TRANSFER	MK
2021 022-622-800	CONTINGENCY	10/14/2020	210003	135,977.00	111,999.58	23,977.42-	LINE ITEM TRANSFER	MK
	EXPENDITURES - R & B PCT.2		TOTAL AMENDMENTS	3	TOTAL CHANGES	13,182.00-		
2021 022-700-816	TRANSFER TO CIFG	11/12/2020	210007	.00	13,182.00	13,182.00	R&B TRANS TO CIFG	MK
	EXPENDITURES - RB#2 TRANSFERS		TOTAL AMENDMENTS	1	TOTAL CHANGES	13,182.00		
2021 023-367-000	DONATIONS - GENERA	10/28/2020	210004	.00	4,300.00-	4,300.00-	INCREASE REV & EXP	MK
	EXPENDITURES - RB#3 TRANSFERS		TOTAL AMENDMENTS	1	TOTAL CHANGES	4,300.00-		
2021 023-623-335	ROAD & BRIDGE MATE	10/28/2020	210004	812,781.74	817,081.74	4,300.00	INCREASE REV & EXP	MK
2021 023-623-335	ROAD & BRIDGE MATE	11/12/2020	210007	817,081.74	805,965.50	11,116.24-	R&B TRANS TO CIFG	MK
	EXPENDITURES - R & B PCT.3		TOTAL AMENDMENTS	2	TOTAL CHANGES	6,816.24-		
2021 023-700-816	TRANSFER TO CIFG	11/12/2020	210007	.00	11,116.24	11,116.24	R&B TRANS TO CIFG	MK
	EXPENDITURES - RB#3 TRANSFERS		TOTAL AMENDMENTS	1	TOTAL CHANGES	11,116.24		
2021 024-370-100	ROAD DAMAGE PAYMEN	10/28/2020	210005	.00	35,400.00-	35,400.00-	INCREASE REV & EXP	MK
	EXPENDITURES - RB#4 TRANSFERS		TOTAL AMENDMENTS	1	TOTAL CHANGES	35,400.00-		
2021 024-624-335	ROAD & BRIDGE MATE	10/28/2020	210005	741,779.00	777,179.00	35,400.00	INCREASE REV & EXP	MK
2021 024-624-335	ROAD & BRIDGE MATE	11/12/2020	210007	777,179.00	766,470.24	10,708.76-	R&B TRANS TO CIFG	MK
	EXPENDITURES - PCT.4		TOTAL AMENDMENTS	2	TOTAL CHANGES	24,691.24		
2021 024-700-816	TRANSFER TO CIFG	11/12/2020	210007	.00	10,708.76	10,708.76	R&B TRANS TO CIFG	MK
	EXPENDITURES - RB#4 TRANSFERS		TOTAL AMENDMENTS	1	TOTAL CHANGES	10,708.76		
2021 036-352-400	FORFEITED PROPERTY	11/12/2020	210006	15,000.00-	19,039.16-	4,039.16-	INCREASE REV & EXP	MK
2021 036-352-400	FORFEITED PROPERTY	11/12/2020	210009	19,039.16-	21,643.35-	2,604.19-	INCREASE REV & EXP	MK
	EXPENDITURES - DA FOREF II		TOTAL AMENDMENTS	2	TOTAL CHANGES	6,443.35-		
2021 036-476-471	DISTRIBUTION TO OT	11/12/2020	210006	.00	1,891.90	1,891.90	INCREASE REV & EXP	MK
2021 036-476-471	DISTRIBUTION TO OT	11/12/2020	210009	1,891.90	3,233.61	1,341.71	INCREASE REV & EXP	MK
2021 036-476-480	LITIGATION EXPENSE	11/12/2020	210006	.00	500.00	500.00	INCREASE REV & EXP	MK
2021 036-476-481	COURT COSTS	11/12/2020	210006	.00	368.00	368.00	INCREASE REV & EXP	MK
2021 036-476-481	COURT COSTS	11/12/2020	210009	368.00	736.00	368.00	INCREASE REV & EXP	MK
2021 036-476-495	MTSC EXPENDITURES	11/12/2020	210009	1,000.00	894.48	894.48	INCREASE REV & EXP	MK
	EXPENDITURES - DA FOREF II		TOTAL AMENDMENTS	6	TOTAL CHANGES	5,364.09		

ACCOUNT NUMBER	ACCOUNT NAME	DATE	AMDMT NUMBER	OLD BUDGET AMOUNT	AMENDED BUDGET AMOUNT	AMOUNT OF CHANGE	DESCRIPTION	CLK
2021 545-333-111	COMMITMENT REDUCTI	09/23/2020	202001	61,871.00-	61,871.00	0.00	TRANSFERRED TO FUND 547	SH
				TOTAL AMENDMENTS		0.00		
2021 545-435-103	EMPLOYEE SALARY	09/23/2020	202101	46,057.00	46,057.00	0.00	MOVE FUND 545 TO 547	SH
2021 545-435-201	SOCIAL SECURITY TA	09/23/2020	202101	3,523.36	3,523.36	0.00	MOVE FUND 545 TO 547	SH
2021 545-435-202	GROUP INSURANCE	09/23/2020	202101	8,003.00	8,003.00	0.00	MOVE FUND 545 TO 547	SH
2021 545-435-203	RETIREMENT CONTRIB	09/23/2020	202101	3,767.46	3,767.46	0.00	MOVE FUND 545 TO 547	SH
2021 545-435-204	WORKERS COMPENSATI	09/23/2020	202101	377.67	377.67	0.00	MOVE FUND 545 TO 547	SH
2021 545-435-206	UNEMPLOYMENT INSUR	09/23/2020	202101	142.51	142.51	0.00	MOVE FUND 545 TO 547	SH
				TOTAL AMENDMENTS		0.00		
2021 546-587-107	SALARIES-EXTRA HEL	09/30/2020	2021-2	53,751.08	56,372.58	2,621.50	MATCH TO GRANT MANAGER	MK
				TOTAL AMENDMENTS		2,621.50		
2021 547-333-110	STATE AID - JUV GR	09/23/2020	202102	340,497.00-	402,368.00-	61,871.00-	INCREASED FOR FUND 545 REVE	SH
2021 547-333-110	STATE AID - JUV GR	09/23/2020	202103	402,368.00-	474,214.00-	71,846.00-	COMBINE FUND 549 TO 547	SH
2021 547-333-110	STATE AID - JUV GR	09/23/2020	TOTAL AMENDMENTS	474,214.00-	469,105.00-	5,109.00-	MOVE 547 EXPENSE TO 556	SH
				TOTAL AMENDMENTS		128,608.00-		
2021 547-435-103	SALARIES EMPLOYEES	09/23/2020	202101	46,057.00	46,057.00	0.00	MOVE FUND 545 TO 547	SH
2021 547-435-103	SALARIES EMPLOYEES	09/23/2020	202102	76,050.00	76,050.00	0.00	COMBINE FUND 549 TO 547	SH
2021 547-435-201	SOCIAL SECURITY	09/23/2020	202101	3,523.36	3,523.36	0.00	MOVE FUND 545 TO 547	SH
2021 547-435-201	SOCIAL SECURITY	09/23/2020	202102	5,817.82	2,294.46	2,294.46	COMBINE FUND 549 TO 547	SH
2021 547-435-201	SOCIAL SECURITY	09/23/2020	202102	3,523.36	3,523.36	0.00	CORRECT AMENDMENT	SH
2021 547-435-202	GROUP INSURANCE	09/23/2020	202102	8,003.00	8,003.00	0.00	MOVE FUND 545 TO 547	SH
2021 547-435-202	GROUP INSURANCE	09/23/2020	202102	16,006.00	16,006.00	0.00	COMBINE FUND 549 TO 547	SH
2021 547-435-203	RETIREMENT	09/23/2020	202101	3,767.46	3,767.46	0.00	MOVE FUND 545 TO 547	SH
2021 547-435-203	RETIREMENT	09/23/2020	202102	6,220.89	6,220.89	0.00	CORRECT AMENDMENT	SH
2021 547-435-203	RETIREMENT	09/23/2020	202102	3,777.67	3,777.67	0.00	COMBINE FUND 549 TO 547	SH
2021 547-435-204	WORKERS COMPENSATI	09/23/2020	202101	377.67	245.94	245.94	COMBINE FUND 549 TO 547	SH
2021 547-435-204	WORKERS COMPENSATI	09/23/2020	202102	623.61	377.67	245.94	CORRECT AMENDMENT	SH
2021 547-435-206	UNEMPLOYMENT INSUR	09/23/2020	202101	142.51	142.51	0.00	MOVE FUND 545 TO 547	SH
2021 547-435-206	UNEMPLOYMENT INSUR	09/23/2020	202102	234.68	234.68	0.00	COMBINE FUND 549 TO 547	SH
				TOTAL AMENDMENTS		92.17-	CORRECT AMENDMENT	SH
				TOTAL AMENDMENTS		61,871.00		
2021 547-581-204	WORKERS COMPENSATI	09/30/2020	2021-4	724.68	723.85	0.83-	MATCH TO GRANT MANAGER	MK
2021 547-581-204	WORKERS COMPENSATI	09/30/2020	2021-5	723.85	723.85	0.00	MATCH TO GRANT MANAGER	MK
2021 547-581-412	NON RESIDENTIAL SRV	09/23/2020	202103	5,109.00	5,109.00	0.00	MOVE 547 EXPENSE TO 556	SH
				TOTAL AMENDMENTS		5,109.80-		
2021 547-585-103	SALARY EMPLOYEE	09/23/2020	20102	29,993.00	29,993.00	0.00	CORRECT AMENDMENT	SH
2021 547-585-201	SOCIAL SECURITY	09/23/2020	20102	2,294.46	2,294.46	0.00	CORRECT AMENDMENT	SH
2021 547-585-202	GROUP INSURANCE	09/23/2020	20102	8,003.00	8,003.00	0.00	CORRECT AMENDMENT	SH
2021 547-585-203	RETIREMENT CONTRIB	09/23/2020	20102	2,453.43	2,453.43	0.00	CORRECT AMENDMENT	SH
2021 547-585-204	WORKERS COMPENSATI	09/23/2020	20102	245.94	245.94	0.00	CORRECT AMENDMENT	SH
2021 547-585-206	UNEMPLOYMENT INSUR	09/23/2020	20102	92.17	92.17	0.00	CORRECT AMENDMENT	SH
2021 547-585-414	MENTAL HEALTH COUN	09/23/2020	202102	2,077.00	2,077.00	0.00	COMBINE FUND 549 TO 547	SH
2021 547-585-415	SEX OFFENDER COUN	09/23/2020	202102	23,625.00	23,625.00	0.00	COMBINE FUND 549 TO 547	SH
2021 547-585-416	PHYSCHO EVALUATION	09/23/2020	202102	2,700.00	2,700.00	0.00	COMBINE FUND 549 TO 547	SH
2021 547-585-419	PSYC PHYSICIANS IA	09/23/2020	202102	362.00	362.00	0.00	COMBINE FUND 549 TO 547	SH
				TOTAL AMENDMENTS		71,846.00		

ACCOUNT NUMBER	ACCOUNT NAME	DATE	AMDMT NUMBER	OLD BUDGET AMOUNT	AMENDED BUDGET AMOUNT	AMOUNT OF CHANGE	DESCRIPTION	CLK
2021 547-587-107	SALARIES - EXTRA H	09/30/2020	2021-3	9,517.93	9,517.73	.20-	MATCH TO GRANT MANAGER	MK
2021 547-587-107	SALARIES - EXTRA H	09/30/2020	2021-6	9,517.73	9,518.73	1.00	MATCH TO GRANT MANAGER	MK
	TOTAL AMENDMENTS			2	2	.80		
2021 549-333-103	STATE AID - GRANT	09/23/2020	202102	71,846.00-	71,846.00	0.00	COMBINE FUND 549 TO 547	SH
	TOTAL AMENDMENTS			1	1	71,846.00		
2021 549-585-103	SALARY EMPLOYEE	09/23/2020	202102	29,993.00	29,993.00-	.00	COMBINE FUND 549 TO 547	SH
2021 549-585-201	SOCIAL SECURITY TA	09/23/2020	202102	2,294.46	2,294.46-	.00	COMBINE FUND 549 TO 547	SH
2021 549-589-202	GROUP INSURANCE	09/23/2020	202102	8,003.00	8,003.00-	.00	COMBINE FUND 549 TO 547	SH
2021 549-589-203	RETIREMENT CONTRIB	09/23/2020	202102	2,453.43	2,453.43-	.00	COMBINE FUND 549 TO 547	SH
2021 549-585-204	WORKERS COMPENSATI	09/23/2020	202102	245.94-	245.94-	.00	COMBINE FUND 549 TO 547	SH
2021 549-585-206	UNEMPLOYMENT INSUR	09/23/2020	202102	92.17	92.17-	.00	COMBINE FUND 549 TO 547	SH
2021 549-589-414	MENTAL HEALTH COUN	09/23/2020	202102	2,077.00	2,077.00-	.00	COMBINE FUND 549 TO 547	SH
2021 549-585-416	PSYCHO EVAL	09/23/2020	202102	2,700.00	2,700.00-	.00	COMBINE FUND 549 TO 547	SH
2021 549-585-419	PSYC PHYSICIANS LA	09/23/2020	202102	362.00	362.00-	.00	COMBINE FUND 549 TO 547	SH
	TOTAL AMENDMENTS			9	9	48,221.00-		
2021 549-588-415	SEX OFFENDER COUNS	09/23/2020	202102	23,625.00	23,625.00-	.00	COMBINE FUND 549 TO 547	SH
	TOTAL AMENDMENTS			1	1	23,625.00-		
2021 556-582-412	NOBLE SUPPORT SERV	09/30/2020	2021-0	5,109.00	5,109.00-	.00	MOVE 547 EXPENSE TO 556	SH
2021 556-582-412	NOBLE SUPPORT SERV	09/30/2020	2021-0	5,109.00	5,108.80	5,109.00	MATCH GRANT MANAGER	SH
	TOTAL AMENDMENTS			2	2	5,108.80		
2021 816-390-021	TRANSFER FROM RB#1	11/12/2020	210008	.00	10,928.80-	10,928.80-	R&B CIFG MATCHES	MK
2021 816-390-022	TRANSFER FROM RB#2	11/12/2020	210008	.00	13,182.00-	13,182.00-	R&B CIFG MATCHES	MK
2021 816-390-023	TRANSFER FROM RB#3	11/12/2020	210008	.00	11,116.24-	11,116.24-	R&B CIFG MATCHES	MK
2021 816-390-024	TRANSFER FROM RB#4	11/12/2020	210008	.00	10,708.76-	10,708.76-	R&B CIFG MATCHES	MK
	TOTAL AMENDMENTS			4	4	45,935.80-		
2021 816-621-335	ROAD & BRIDGE MATE	11/12/2020	210008	54,644.00	65,572.80	10,928.80	R&B CIFG MATCHES	MK
	TOTAL AMENDMENTS			1	1	10,928.80		
2021 816-622-335	ROAD & BRIDGE MATE	11/12/2020	210008	65,911.01	79,093.01	13,182.00	R&B CIFG MATCHES	MK
	TOTAL AMENDMENTS			1	1	13,182.00		
2021 816-623-335	ROAD & BRIDGE MATE	11/12/2020	210008	55,581.22	66,697.46	11,116.24	R&B CIFG MATCHES	MK
	TOTAL AMENDMENTS			1	1	11,116.24		
2021 816-624-335	ROAD & BRIDGE MATE	11/12/2020	210008	53,543.78	64,252.54	10,708.76	R&B CIFG MATCHES	MK
	TOTAL AMENDMENTS			1	1	10,708.76		



P.O. Box 3188 • Longview, Texas 75606 • 903-237-5500
MEMBER FDIC EQUAL HOUSING LENDER

Return Service Requested

Date 10/30/20
PRIMARY ACCOUNT
ENCLOSURES

Page 1

344



TXBT VAN ZANDT COUNTY
FINANCIAL CLEARING
121 E DALLAS RM 101
CANTON TX 75103

CHECKING ACCOUNT

PUBLIC FUNDS CHECKING		NUMBER OF ENCLOSURES	344
ACCOUNT NUMBER	[REDACTED]	Statement Dates	10/01/20 thru 11/01/20
PREVIOUS BALANCE	1,719,425.40	DAYS IN STATEMENT PERIOD	32
36 DEPOSITS	2,599,603.76	AVERAGE LEDGER	1,211,618.46
346 CHECKS/DEBITS	2,521,857.29	AVERAGE COLLECTED	1,200,628.05
SERVICE CHARGE	.00		
INTEREST PAID	.00		
CURRENT BALANCE	1,797,171.87		

DEPOSITS AND OTHER CREDITS

Date	Description	Amount
10/01	INV-PAYMTS COMP JUDICIARY	5,000.00
	CTX	
10/01	DEPOSIT	78,137.39
10/02	DEPOSIT	3,112.24
10/05	PAY VZ CO APPRAISAL	17,019.79
	PPD	
10/05	PAY VZ CO APPRAISAL	119,400.72
	PPD	
10/05	DEPOSIT	647.75
10/06	DEPOSIT	15,499.86
10/07	DEPOSIT	27,225.96
10/08	DEPOSIT	21,306.74
10/09	DEPOSIT	11,956.68
10/13	INV-PAYMTS CPA STATE FISCAL	55,382.66
	CTX	
10/13	DEPOSIT	20,790.17
10/14	WIRE TRANSFER CREDIT	500,000.00
	VAN ZANDT COUNTY FINANCIAL CLEARING FUND ATTN KENNY EDWARDS 121 E DALLAS ST STE 101 FEDERATED SERVICES COMPANY FEDERATED INVESTORS TOWER PITTSBURGH PA 152223 20201014A1Q002CC006179 20201014MMQFMPJR000072	

012313



TXBT-020-012236-001-019-201103 012313 K07
75103149626

Date 10/30/20
PRIMARY ACCOUNT
ENCLOSURES

Page 2
344

VAN ZANDT COUNTY
FINANCIAL CLEARING
121 E DALLAS RM 101
CANTON TX 75103

PUBLIC FUNDS CHECKING (Continued)

Date	Description	Amount
	10141645FT03	
10/14	DEPOSIT	9,207.24
10/15	INV-PAYMTS CPA STATE FISCAL CTX	11,384.67
10/15	DEPOSIT	78,167.96
10/16	DEPOSIT	55,459.68
10/19	DEPOSIT	21,766.08
10/20	DEPOSIT	24,333.78
10/21	DEPOSIT	115,583.16
10/22	DEPOSIT	213,395.14
10/23	DEPOSIT	2,742.06
10/26	INV-PAYMTS GOVERNOR FISCAL CTX	12,657.58
10/26	INV-PAYMTS JUVENILE JUSTICE CTX	46,059.00
10/26	DEPOSIT	135.72
10/27	INV-PAYMTS TX ATTORNEY GEN CTX	4,654.71
10/28	WIRE TRANSFER CREDIT VAN ZANDT COUNTY FINANCIAL CLEARING FUND ATTN KENNY EDWARDS 121 E DALLAS ST STE 101 FEDERATED SERVICES COMPANY FEDERATED INVESTORS TOWER PITTSBURGH PA 152223 20201028A1Q002BC005138 20201028MMQFMPJR000076 10281639FT03	1,000,000.00
10/28	INV-PAYMTS TX DIV EMER MGMT CTX	959.25
10/28	INV-PAYMTS TX AGRICULTURE CTX	1,888.76
10/28	INV-PAYMTS CPA STATE FISCAL CTX	60,919.65
10/28	DEPOSIT	40,282.00
10/29	DEPOSIT	6,901.74
10/30	INV-PAYMTS JUVENILE JUSTICE CTX	395.38

TXBT-020-012236-001-019-201103 012313 K07

VAN ZANDT COUNTY
FINANCIAL CLEARING
121 E DALLAS RM 101
CANTON TX 75103

PUBLIC FUNDS CHECKING

(Continued)

DEPOSITS AND OTHER CREDITS

Date	Description	Amount
10/30	INV-PAYMTS COMP JUDICIARY CTX	540.00
10/30	INV-PAYMTS COMP JUDICIARY CTX	3,105.64
10/30	DEPOSIT	13,584.60

WITHDRAWALS AND OTHER DEBITS

Date	Description	Amount
10/01	Transf to Payroll clearing Payroll 10/2/2020 Confirmation number 1001200116	251,892.22-
10/01	PAYMENT BANKCARD \TEL	4,578.87-
10/02	PAYMENTS NATIONWIDE PPD	2,925.00-
10/02	FLEET DEBI WEX INC CCD 9100000739575	8,772.57-
10/02	USATAXPYMT IRS CCD 220067623921694	75,664.91-
10/06	Transf to Debt Services Debt Service Transfer Confirmation number 1006200039	9,196.73-
10/07	PAYMENT VISA \WEB	1,021.57-
10/13	INSURANCE AFLAC CCD 0XH48415569	6,833.24-
10/15	REF: VAN ZANDT COUNTY CSCD 023 WIRE TRANSFER DEBIT TDCJ	4,852.85-
10/15	Transf to Payroll clearing Payroll 10/16/2020 Confirmation number 1015200069	228,144.85-
10/15	RECEIVABLE TEXAS COUNTY DRS CCD 0333	89,649.15-
10/16	Transf to Payroll clearing Payroll 10/16/2020 Confirmation number 1016200076	114.42-

VAN ZANDT COUNTY
 FINANCIAL CLEARING
 121 E DALLAS RM 101
 CANTON TX 75103

PUBLIC FUNDS CHECKING [REDACTED] (continued)

WITHDRAWALS AND OTHER DEBITS		
Date	Description	Amount
10/16	Transf to Payroll clearing Payroll 10/16/2020 confirmation number 1016200092	27.32-
10/16	PAYMENTS NATIONWIDE PPD	2,925.00-
10/16	USATAXPYMT IRS CCD 220069013109117	66,584.44-
10/19	USATAXPYMT IRS CCD 220069394234936	4.88-
10/19	USATAXPYMT IRS CCD 220069332142508	18.96-
10/29	Transf to Payroll clearing Payroll 10/30/2020 confirmation number 1029200089	248,411.01-
10/29	PAYMENT BANKCARD \TEL	5,277.10-
10/30	Transf to Payroll clearing Live PR CK 26168 confirmation number 1030200108	324.15-
10/30	FLEET DEBI WEX INC CCD 9100000739575	7,580.88-
10/30	USATAXPYMT IRS CCD 220070494977047	69,817.21-

CHECKS IN NUMERICAL ORDER

Date	Check No	Amount	Date	Check No	Amount
10/02	71833	7.50	10/14	72208*	5,000.00
10/02	72008*	3,401.00	10/01	72228*	600.53
10/09	72034*	500.00	10/06	72229	1,206.06
10/02	72101*	351.00	10/13	72234*	600.53
10/01	72157*	45.67	10/02	72246*	108.38
10/01	72167*	50.00	10/08	72252*	350.98
10/16	72171*	2,640.00	10/27	72257*	303.36
10/05	72173*	190.00	10/02	72270*	261.00
10/01	72175*	225.60	10/05	72279*	162.00
10/05	72187*	87.86	10/01	72285*	600.53
10/09	72198*	195.00	10/02	72290*	350.00

* Indicates break in check number sequence

TXBT-020-012236-001-019-201103 012313 K07

VAN ZANDT COUNTY
 FINANCIAL CLEARING
 121 E DALLAS RM 101
 CANTON TX 75103

PUBLIC FUNDS CHECKING [REDACTED] (Continued)

CHECKS IN NUMERICAL ORDER					
Date	Check No	Amount	Date	Check No	Amount
10/01	72302*	500.00	10/08	72385	249.08
10/09	72338*	3,834.78	10/21	72386	550.00
10/02	72341*	88.50	10/07	72387	1,113.45
10/08	72343*	56.71	10/08	72388	59,527.00
10/01	72347*	231.15	10/05	72389	57,447.35
10/02	72349*	38.28	10/21	72390	214.02
10/01	72352*	34.31	10/08	72391	430.05
10/26	72353	25.00	10/09	72392	1,020.00
10/06	72354	49.95	10/07	72393	2,800.00
10/08	72355	432.05	10/07	72394	3,469.09
10/02	72356	48.65	10/08	72395	870.00
10/05	72357	321.08	10/13	72396	120.00
10/06	72358	240.75	10/08	72397	103.37
10/08	72359	50.53	10/08	72398	3,750.00
10/06	72360	2,124.33	10/08	72399	750.00
10/06	72361	223.74	10/09	72400	530.00
10/06	72362	849.62	10/08	72401	6,000.00
10/13	72363	1,650.00	10/07	72402	1,237.28
10/06	72364	219.83	10/07	72403	450.00
10/07	72365	595.00	10/05	72404	435.99
10/06	72366	350.00	10/05	72405	100.00
10/05	72367	6,275.25	10/06	72406	2,160.00
10/06	72368	260.00	10/06	72407	33.07
10/06	72369	45.51	10/06	72408	170.00
10/07	72370	67.78	10/06	72409	5.99
10/07	72371	61.04	10/09	72410	475.00
10/08	72372	108,291.62	10/06	72411	388.47
10/09	72373	3,050.00	10/01	72412	142.82
10/08	72374	95.00	10/05	72413	306.10
10/14	72375	2,112.00	10/08	72414	3,970.00
10/02	72376	17,925.00	10/09	72415	73.84
10/08	72377	330.01	10/08	72416	375.00
10/09	72378	1,344.00	10/06	72417	5,426.60
10/01	72379	27,000.00	10/06	72418	238.80
10/06	72380	300.13	10/06	72419	1,400.00
10/08	72381	4,134.97	10/06	72420	68.51
10/13	72382	171.88	10/27	72421	1,321.68
10/07	72383	190.86	10/08	72422	700.00
10/13	72384	37.71	10/07	72423	105.00

* Indicates break in check number sequence

VAN ZANDT COUNTY
 FINANCIAL CLEARING
 121 E DALLAS RM 101
 CANTON TX 75103

PUBLIC FUNDS CHECKING (Continued)

		CHECKS IN NUMERICAL ORDER				
Date	Check No	Amount	Date	Check No	Amount	
10/07	72424	104.01	10/08	72465	109.00	
10/06	72425	23.00	10/02	72466	119,744.51	
10/06	72426	12,535.00	10/07	72467	50.00	
10/01	72427	105.98	10/07	72468	408.14	
10/07	72428	2,172.00	10/05	72469	50.14	
10/07	72429	744.12	10/06	72470	63.41	
10/19	72430	57.50	10/07	72471	2,166.48	
10/06	72431	3,897.25	10/14	72472	250.00	
10/13	72432	799.90	10/06	72473	56.16	
10/06	72433	107.00	10/15	72474	37.07	
10/06	72434	945.62	10/06	72475	16,321.48	
10/09	72435	114.99	10/08	72476	1,146.00	
10/08	72436	13,261.43	10/05	72477	540.01	
10/06	72437	4,018.06	10/01	72478	19.80	
10/05	72438	450.00	10/07	72479	3,625.00	
10/07	72439	712.88	10/06	72480	20,825.00	
10/06	72440	350.00	10/05	72481	96.00	
10/30	72441	500.00	10/01	72482	62,478.54	
10/23	72442	3,000.00	10/08	72483	6,000.00	
10/08	72443	175.00	10/15	72484	606.29	
10/13	72444	790.00	10/09	72485	88.59	
10/05	72445	1,733.52	10/13	72486	5,400.24	
10/22	72447*	738.03	10/14	72487	42.14	
10/09	72448	468.16	10/08	72488	5,703.08	
10/09	72449	462.37	10/14	72489	124.66	
10/06	72450	2,000.00	10/13	72490	51.36	
10/13	72451	150.00	10/15	72491	150.26	
10/13	72452	750.00	10/13	72492	688.45	
10/19	72453	1,922.13	10/16	72493	100.23	
10/06	72455*	19,034.00	10/09	72494	1,199.95	
10/06	72456	58,617.59	10/09	72495	637.83	
10/09	72457	2,798.00	10/14	72496	31.39	
10/05	72458	650.00	10/14	72497	38.95	
10/13	72459	600.00	10/13	72498	60.00	
10/07	72460	499.99	10/13	72499	250.00	
10/13	72461	19.53	10/13	72500	190.00	
10/07	72462	215.94	10/14	72501	26,910.44	
10/07	72463	70.19	10/13	72502	86.10	
10/06	72464	842.94	10/22	72503	287.95	

* Indicates break in check number sequence

TXBT-020-012236-001-019-201103 012313 K07

VAN ZANDT COUNTY
FINANCIAL CLEARING
121 E DALLAS RM 101
CANTON TX 75103

PUBLIC FUNDS CHECKING

(Continued)

CHECKS IN NUMERICAL ORDER

Date	Check No	Amount	Date	check No	Amount
10/20	72504	5,743.04	10/22	72544	1,506.00
10/14	72505	124,685.80	10/20	72545	168.71
10/14	72506	29.40	10/21	72546	6,548.00
10/14	72507	425.07	10/23	72547	54.94
10/27	72507*	600.53	10/23	72549*	164.85
10/14	72508	1,962.49	10/21	72550	615.00
10/09	72509	331.18	10/20	72551	300.00
10/14	72510	22,528.00	10/21	72552	549.66
10/14	72511	3,288.81	10/20	72553	7,260.00
10/19	72512	960.00	10/23	72554	222.50
10/19	72513	9.80	10/21	72556*	7,110.78
10/19	72514	345.50	10/27	72557	30.99
10/16	72515	36.06	10/20	72560*	3,125.00
10/26	72516	593.07	10/23	72561	4,000.00
10/19	72518*	695.24	10/23	72562	2,067.05
10/20	72519	50.00	10/19	72564*	351.90
10/21	72520	135.00	10/21	72565	1,991.92
10/20	72521	707.24	10/20	72566	621.73
10/19	72522	225.60	10/20	72567	37.96
10/20	72523	112.40	10/21	72568	514.05
10/26	72524	4,651.00	10/20	72569	4,717.00
10/20	72525	119.18	10/21	72570	1,045.00
10/22	72526	918.00	10/21	72571	3,456.00
10/20	72527	1,140.72	10/22	72572	132.70
10/26	72528	1,500.00	10/20	72573	750.00
10/20	72529	6,669.78	10/27	72574	366.40
10/22	72530	595.00	10/21	72576*	330.00
10/22	72531	850.00	10/21	72577	5,956.00
10/19	72532	13,711.29	10/19	72578	67.00
10/20	72533	450.00	10/21	72579	1,755.00
10/21	72534	1,262.00	10/16	72580	24.00
10/20	72535	125.00	10/21	72581	72.40
10/21	72536	126.60	10/21	72582	3,475.25
10/22	72537	70.00	10/21	72583	13.24
10/15	72538	13.00	10/29	72584	121,020.80
10/21	72539	5,731.44	10/20	72585	600.53
10/20	72541*	600.53	10/20	72586	10,047.62
10/19	72542	755.58	10/20	72589*	3,606.42
10/21	72543	360.00	10/16	72590	48.00

* Indicates break in check number sequence

VAN ZANDT COUNTY
FINANCIAL CLEARING
121 E DALLAS RM 101
CANTON TX 75103

PUBLIC FUNDS CHECKING

██████████ (Continued)

CHECKS IN NUMERICAL ORDER					
Date	Check No	Amount	Date	Check No	Amount
10/20	72591	9.88	10/27	72629	600.53
10/23	72593*	114.96	10/21	72630	3,016.05
10/20	72594	204.78	10/20	72631	180.50
10/22	72596*	2,847.33	10/22	72632	330.35
10/19	72597	522.81	10/20	72633	9,589.08
10/19	72599*	33.09	10/22	72634	1,150.00
10/22	72600	500.00	10/15	72636*	62,147.36
10/20	72601	350.00	10/30	72637	500.00
10/30	72602	1,100.00	10/27	72638	250.00
10/23	72603	1,055.00	10/23	72639	38.95
10/20	72604	181.50	10/26	72640	90.00
10/19	72605	298.73	10/22	72641	49.95
10/20	72606	5,557.54	10/29	72642	194.50
10/22	72607	704.95	10/23	72643	17.20
10/20	72608	3,802.50	10/23	72644	117.88
10/19	72609	81.00	10/26	72645	1,149.00
10/20	72610	120.00	10/23	72646	61.24
10/20	72612*	110.85	10/27	72647	340.00
10/21	72613	225.00	10/23	72648	130.00
10/26	72614	360.00	10/29	72649	187.50
10/20	72615	137,343.28	10/23	72650	562.29
10/22	72616	245.00	10/23	72651	100.00
10/22	72617	700.00	10/23	72652	1,960.00
10/20	72618	3,825.00	10/27	72653	25.34
10/20	72619	100.00	10/23	72654	1,411.00
10/20	72620	720.82	10/26	72655	170.00
10/21	72621	286.66	10/26	72656	56.71
10/21	72622	161.38	10/22	72657	110.00
10/20	72623	792.53	10/27	72658	3,875.00
10/21	72624	132.00	10/23	72659	12.99
10/21	72625	317.00	10/20	72660	300.00
10/20	72626	50.19	10/30	72663*	360.00
10/19	72627	4,383.17	10/30	72728*	7,503.00
10/23	72628	2,166.48	10/28	72733*	920.00

* Indicates break in check number sequence

TXBT-020-012236-001-019-201103 012313 K07

Date 10/30/20
PRIMARY ACCOUNT
ENCLOSURES

Page 9
[REDACTED]
344

VAN ZANDT COUNTY
FINANCIAL CLEARING
121 E DALLAS RM 101
CANTON TX 75103

PUBLIC FUNDS CHECKING

[REDACTED] (Continued)

DAILY BALANCE INFORMATION					
Date	Balance	Date	Balance	Date	Balance
10/01	1,454,056.77	10/13	1,008,159.81	10/22	1,099,607.87
10/02	1,227,482.71	10/14	1,329,937.90	10/23	1,085,092.60
10/05	1,295,705.67	10/15	1,033,889.70	10/26	1,135,350.12
10/06	1,146,610.93	10/16	1,016,849.91	10/27	1,132,291.00
10/07	1,151,957.07	10/19	1,014,171.81	10/28	2,235,420.66
10/08	956,402.93	10/20	828,314.28	10/29	1,867,231.49
10/09	951,235.92	10/21	897,947.99	10/30	1,797,171.87

END OF STATEMENT

TexPool Participant Services
 1001 Texas Avenue, Suite 1150
 Houston, TX 77002



Participant Statement

VAN ZANDT COUNTY
 FINANCIAL CLEARING FUND
 ATTN KENNY EDWARDS
 121 E DALLAS ST STE 101
 CANTON TX 75103-1496

Statement Period **10/01/2020 - 10/31/2020**

Page 1 of 2

Customer Service **1-866-TEX-POOL**
 Location ID **[REDACTED]**
 Investor ID **000009623**

TexPool Update

Get the latest insights from key market strategists. Our portfolio managers and strategists provide weekly updates on news and trends in the financial industry. Visit the Insights page at TexPool.com for the latest commentary.

TexPool Summary

Pool Name	Beginning Balance	Total Deposits	Total Withdrawals	Total Interest	Current Balance	Average Balance
Texas Local Government Investment Pool	\$10,138,972.10	\$0.00	\$1,500,000.00	\$1,103.23	\$8,640,075.33	\$9,719,688.44
Total Dollar Value	\$10,138,972.10	\$0.00	\$1,500,000.00	\$1,103.23	\$8,640,075.33	

Portfolio Value

Pool Name	Pool/Account	Market Value (10/01/2020)	Share Price (10/31/2020)	Shares Owned (10/31/2020)	Market Value (10/31/2020)
Texas Local Government Investment Pool	[REDACTED]	\$10,138,972.10	\$1.00	8,640,075.330	\$8,640,075.33
Total Dollar Value		\$10,138,972.10			\$8,640,075.33

Interest Summary

Pool Name	Pool/Account	Month-to-Date Interest	Year-to-Date Interest
Texas Local Government Investment Pool	[REDACTED]	\$1,103.23	\$63,524.39
Total		\$1,103.23	\$63,524.39



Transaction Detail

Texas Local Government Investment Pool

Participant: VAN ZANDT COUNTY

Pool/ Account: ██████████

Transaction Date	Settlement Date	Transaction Description	Transaction Dollar Amount	Share Price	Shares This Transaction	Shares Owned
10/01/2020	10/01/2020	BEGINNING BALANCE	\$10,138,972.10	\$1.00		10,138,972.100
10/14/2020	10/14/2020	WITHDRAWAL	\$500,000.00-	\$1.00	500,000.000-	9,638,972.100
10/28/2020	10/28/2020	WITHDRAWAL	\$1,000,000.00-	\$1.00	1,000,000.000-	8,638,972.100
10/30/2020	10/30/2020	MONTHLY POSTING	\$1,103.23	\$1.00	1,103.230	8,640,075.330
Account Value as of 10/31/2020			\$8,640,075.33	\$1.00		8,640,075.330



0000169-0001026 PDF 335516
 Van Zandt County
 121 East Dallas Street Room 101
 Canton, TX 75103

Summary Statement

October 31, 2020
 Page 1 of 3

Investor ID: [REDACTED]

Texas CLASS

Texas CLASS

Average Monthly Yield: 0.1771%

	Beginning Balance	Contributions	Withdrawals	Income Earned	Income Earned YTD	Average Daily Balance	Month-End Balance
[REDACTED] FINANCIAL CLEARING	1,409,417.84	0.00	0.00	211.43	5,799.32	1,409,537.32	1,409,629.27
TOTAL	1,409,417.84	0.00	0.00	211.43	5,799.32	1,409,537.32	1,409,629.27

Tel: (800) 707-6242

<https://www.texasclass.com/>



Account Statement

October 31, 2020

Page 2 of 3

Account Number: [REDACTED]

FINANCIAL CLEARING

Account Summary

Average Monthly Yield: 0.1771%

	Beginning Balance	Contributions	Withdrawals	Income Earned	Income Earned YTD	Average Daily Balance	Month End Balance
Texas CLASS	1,409,417.84	0.00	0.00	211.43	5,799.32	1,409,537.32	1,409,629.27

Transaction Activity

Transaction Date	Transaction Description	Contributions & Income Earned	Withdrawals	Balance	Transaction Number
10/01/2020	Beginning Balance			1,409,417.84	
10/31/2020	Income Dividend Reinvestment	211.43			
10/31/2020	Ending Balance			1,409,629.27	

Tel: (800) 707-6242

<https://www.texasclass.com/>



Texas CLASS

Texas CLASS

Date	Dividend Rate	Daily Yield
10/01/2020	0.000005991	0.2193%
10/02/2020	0.000017490	0.2134%
10/03/2020	0.000000000	0.2134%
10/04/2020	0.000000000	0.2134%
10/05/2020	0.000005878	0.2151%
10/06/2020	0.000005674	0.2077%
10/07/2020	0.000005331	0.1951%
10/08/2020	0.000005057	0.1851%
10/09/2020	0.000020230	0.1851%
10/10/2020	0.000000000	0.1851%
10/11/2020	0.000000000	0.1851%
10/12/2020	0.000005057	0.1851%
10/13/2020	0.000004784	0.1751%
10/14/2020	0.000004785	0.1751%
10/15/2020	0.000004784	0.1751%
10/16/2020	0.000013620	0.1661%
10/17/2020	0.000000000	0.1662%
10/18/2020	0.000000000	0.1662%
10/19/2020	0.000004510	0.1651%
10/20/2020	0.000004376	0.1602%
10/21/2020	0.000004343	0.1589%
10/22/2020	0.000004407	0.1613%
10/23/2020	0.000013128	0.1602%
10/24/2020	0.000000000	0.1602%
10/25/2020	0.000000000	0.1602%
10/26/2020	0.000004310	0.1577%
10/27/2020	0.000004258	0.1559%
10/28/2020	0.000004265	0.1561%
10/29/2020	0.000004279	0.1566%
10/30/2020	0.000008520	0.1559%
10/31/2020	0.000000000	0.1559%

Tel: (800) 707-6242

<https://www.texasclass.com/>